

TOYOTA PROACE MAX



PRODUCT GUIDE

Effective from September 2025



PROACE MAX

A WORKMATE FOR EVERY JOB

From small start-up to growing enterprise, whatever the size of your business, you'll find the Proace Max is designed to be every van you need.

Scan the QR code to learn more about the Proace Max.



ALL IMAGES CONTAINED IN THIS DOCUMENT ARE FOR ILLUSTRATIVE PURPOSES ONLY. LOCAL SPECIFICATION MAY VARY.



SPECIFICATIONS



PROACE MAX

LAUNCH

EDITION



SAFETY

- Driver & passenger front airbag
- Driver Attention Alert
- Cruise Control
- eCall emergency call system
- Front seat belt reminder
- Hill-start Assist Control (HAC)
- Immobiliser & alarm
- Lane Trace Assist (LTA)
- Pre-Collision System with Pedestrian and Cyclist Detection
- Rear-view camera
- Road Sign Assist (RSA) with Traffic Sign
- Intelligent Speed Assist
- Tyre Pressure Warning System (TPWS)
- Vehicle Stability Control (VSC)
- Cross Wind Assist
- Electronic Stability Control (ESC)
- Trailer Sway Control

CONVENIENCE

- 180° opening of rear wing doors
- Automatic air conditioning
- Key starting system
- One sliding side door (left side)
- Power-adjustable, manually retractable, heated door mirrors

TRANSPORT

- Front passenger under-bench storage
- Inner load-hooks on cargo deck
- Open upper dashboard storage compartment
- Closed upper & lower glove box

SEATS

- Dark grey fabric upholstery
- Driver & front passenger fold-up table
- Height-adjustable driver seat
- Manually adjustable lumbar support on driver seat
- Manually sliding driver and front passenger seat

AUDIO & NAV

- 10" colour multimedia display inc. wireless Apple CarPlay * and wireless Android Auto
- 4 speakers
- USB connector (Type C)
- Bluetooth® mobile phone connection
- Navigation system with over the air updates
- Radio player
- Voice recognition

TECHNICAL SPECIFICATION

- HP **140**
- CO² Combined (WLTP) **207 g/km**
- Fuel Consumption Combined (WLTP) **7.9 l/100km**
- Annual Road Tax **€333 (Commercial)**
- Braked Towing **2500 kg**

INTERIOR & INSTRUMENTATION

- 3-spoke synthetic leather steering wheel
- 7" TFT screen for information display
- Black centre air vents
- Boot 12V power outlet
- Boot lamp (LED)
- Front cup holders (3)

EXTERIOR & VISABILITY

- Automatic High Beam (AHB)
- Black front and rear bumper
- Black painted upper front grill
- Black protection moulding on side doors
- Daytime running lights (LED)
- Dusk sensor
- LED front light guide
- Projector halogen headlamps
- Rear combination lamps (bulb)
- Roof antenna
- Smoke tinted (30%) privacy glass

WHEELS

- Full size spare wheel
- 15" steel wheels with full wheel cover 215/70/R15

* Apple CarPlay is a trademark of Apple Inc.



PROACE MAX



EXTERIOR COLOURS

SOLID COLOURS



Icy White (EPR)



Anthracite (EAB)



Misty Grey (EAK)

METALLIC COLOURS



Black Opal (EEA)



Silver (KCA)



Stormy Grey (EZW)




PROACE MAX

INTERIOR TRIM & PAYLOAD AREA

Available in black fabric with a unified black instrument panel that delivers a fresh image.



Black fabric (BUFY)



Payload Area



PROACE MAX

KEY ACCESSORIES

TOW BARS



TOW BARS

A genuine Toyota towbar provides a strong towing capability and is designed specifically for your vehicle.

ROOF BARS



ALUMINIUM ROOF PLATFORM COMPACT

Heavy duty aluminium platform with integrated roller bar to facilitate loading.



ROOF RACK (3 BARS)


Lockable aerodynamic aluminium design that is easy to install and remove. It combines with a wide range of specialised carrying attachments.



Scan the QR Code for more information on accessories.



PERFORMANCE AND EFFICIENCY



PERFORMANCE	2.2 D MT
ENGINE (cc)	2184
MAX SPEED (km/h)	153
ACCELERATION 0-100 km/h (s)	TBC
MAX POWER (hp)	140
MAX POWER (kW)	103 @ 3500
MAX TORQUE (Nm)	350 @ 1400-2500

EMMISSIONS & FUEL	2.2 D MT
CO2 (g/km)	207
FUEL (l/100km combined)	7.9
NITROGEN OXIDES (NOx)	20.90

DIMENSIONS	2.2 D MT
LENGTH	6127
WIDTH	2050
HEIGHT	2522
WHEELBASE	4035
PAYLOAD (kg)	1375
TOWING CAPACITY (kg)	2500
GROSS VEHICLE WEIGHT (kg)	3500



TOYOTA SAFETY SENSE

Toyota Safety Sense features a set of five active technologies with the ultimate goal being to reduce traffic accidents as much as possible, helping to create a safer driving environment for everyone, while supporting you in your daily journey.



Pre-Collision System

Recognizes a potential head-on impact and a wide range of objects in the car's path, including pedestrians, cyclists and motorcycles.



Lane Departure Alert

The lane-centring function will alert the driver if the vehicle starts to deviate from its lane.



Automatic High Beam

Designed to optimise visibility during night driving by automatically switching between high and low beam for oncoming vehicles and leading traffic



Road Sign Assist

Monitors the road signs ahead, displaying useful information such as the current speed limit.



Adaptive Cruise Control

Drivers can choose their cruising speed at a pre-set distance from the vehicle in front. If this distance falls, the system will reduce its speed.

Scan the QR Code to learn more about Toyota Safety Sense!





MANUFACTURER'S WARRANTY

For peace of mind Toyota manufacturer's warranty ensures that every trip runs smoothly with:



Manufacturer Warranty

- 3yrs/100,000km - Manufacturer's Warranty
- 3yrs/100,000km - Surface Rust/Paintwork
- 6yrs/unlimited mileage - Corrosion Perforation



Roadside Assistance

3 years of roadside assistance with Toyota Eurocare in the case of:

- | | |
|------------------------|-------------------------|
| • Mechanical breakdown | • Flat battery |
| • Accident | • Flat Tyre |
| • No fuel | • Key lost or locked in |

Call Toyota Eurocare on 1800-741-700 or from abroad +353 1 6193640

For further warranty details or recovery services contact your local Toyota Dealer.




TOYOTA RELAX

Toyota Relax is a testament to the confidence we place in the quality of our vehicles. After your manufacturer's warranty finishes, you can still feel complete peace of mind, with a new 12 month or 15,000km Toyota Relax warranty if you service your vehicle with us. So you can rest assured that your car is in safe hands with expert technicians, who only use genuine parts. So your Toyota stays 100% Toyota.

If you choose to service with us, you are eligible for a new Toyota Relax warranty - up to 10 years vehicle age or 185,000km (whichever comes first) after the expiration of the manufacturer's warranty. See Toyota Website (www.toyota.ie/relax) for more details.







BUILT FOR A BETTER WORLD

To the best of our knowledge, all information in this product guide is correct at the time of going to print. Details of specifications and equipment provided in this product guide are subject to local conditions and requirements and may, therefore, vary from models available in your area. Please enquire with your local dealer for details on your local specifications and equipment. Vehicle body colours may differ slightly from the printed photographs in this brochure. Toyota Ireland reserves the right to alter any details of specifications and equipment without prior notice. © 2025 by Toyota Ireland. No part of this publication may in any way be reproduced without the prior written approval of Toyota Ireland.