



TOYOTA HILUX



PRODUCT GUIDE

Effective from April 2025



HILUX

Because Hilux is engineered and tested to operate in the world's most extreme environments, you can rely on the legendary quality, durability and reliability that's baked into every new vehicle. With a super strong body frame, ground clearance and exceptional wheel articulation even the toughest terrain can be tackled with confidence.

Rigorous testing, and unique component design, honed over half a century, has resulted in a unique vehicle. Designed, engineered and built like no other pick-up.

Scan the QR code to learn more about the Hilux.



ALL IMAGES CONTAINED IN THIS DOCUMENT ARE FOR ILLUSTRATIVE PURPOSES ONLY. LOCAL SPECIFICATION MAY VARY.



SPECIFICATIONS



HILUX DLX SINGLE CAB (MT)



SAFETY

- Toyota Safety Sense 2
- Anti-lock Braking System (ABS)
- Brake Assist (BA)
- eCall emergency call system
- Emergency Brake-light Signal (EBS)
- Hill-start Assist Control (HAC)
- Immobiliser
- Intelligent Adaptive Cruise Control
- Lane Departure Alert with brake-induced Steering
- Lane Trace Assist (LTA)
- Power door lock
- Pre-Collision System with Pedestrian and Cyclist Detection
- Rear-view camera
- Road Sign Assist with Intelligent Speed Assist
- Supplemental Restraint System (SRS) airbags
- Traction Control (TRC)
- Trailer Sway Control (TSC)
- Tyre Pressure Warning System (TPWS)
- Vehicle Stability Control (VSC)

EXTERIOR & VISIBILITY

- Automatic High Beam (AHB)
- Black door mirrors
- Black front bumper
- Black lower & upper front grille
- Side steps
- Body-coloured door handles
- Body-coloured rear pillar design
- Dark grey rear bumper
- Daytime running lights (bulb)
- Dusk sensor
- Follow-me-home headlights
- Front and rear mudguards
- High-mounted stop lamp (LED)
- LED rear brake lights
- Manual headlamp levelling
- Mudguards
- Multi-reflector halogen headlamps (2 bulb)
- Rear combination lamps (bulb)
- Rear fog lamps
- Rear window defogger
- Shark-fin antenna

INTERIOR & INSTRUMENTATION

- 4.2" Coloured TFT information display
- 4-spoke urethane steering wheel
- ECO-driving Indicator
- Fabric front door armrests
- Front 12V power outlet
- Front cup holders
- Illuminated entry system
- Manual day/night rear-view mirror
- Manual telescopic & tilting steering wheel
- Rear-view camera display in audio screen
- Switches on steering wheel: Adaptive Cruise Control, Information Display, Lane Departure Alert, Multimedia, Telephone, Voice Recognition, Audio Switch

CONVENIENCE

- Front power windows
- Manual air conditioning
- One touch auto up & down function on front power windows
- Power-adjustable, manually retractable, heated door mirrors
- Push-button start
- Smart Entry & Start System

AUDIO & NAV

- 2 speakers
- 9" Toyota Touch multimedia display
- Bluetooth® hands-free system
- Digital Audio Broadcast (DAB)
- Smartphone Integration with Wireless Apple CarPlay & Wired Android Auto *
- USB connector

SEATS

- Black fabric with oval pattern
- Manually height, reclining and sliding driver seat
- Manually reclining and sliding front passenger seat

WHEELS

- 17" silver steel wheels
- Full spare steel wheel

TECHNICAL SPECIFICATION

- HP **204**
- Transmission **6-sp manual (4WD)**
- CO² Combined (WLTP) **244 g/km**
- Fuel Consumption Combined (WLTP) **9.3l/100km**
- Annual Road Tax **€333**
- Braked Towing **3500 kg**

MyToyota

- Remote door lock and unlock

PERFORMANCE

- Start & Stop System

*Apple CarPlay is a trademark of Apple Inc.



HILUX

DLX DOUBLE CAB (MT)

Adds to DLX Single Cab



EXTERIOR & VISIBILITY

- Black tailgate release handle
- Black front spoiler
- Dark grey surround on upper front grille
- Multi-reflector halogen headlamps (4 bulb)
- Wide body-coloured front bumper

INTERIOR & INSTRUMENTATION

- Chrome insert on centre and side air vents
- Rear cup holders
- Rear door armrests
- Silver and black insert on dashboard
- Silver side air vent surrounds
- Silver deco line on upper dashboard

WHEELS

- 17" black steel wheels

AUDIO & NAV

- 4 speakers

TECHNICAL SPECIFICATION

- HP **204**
- Transmission **6-sp Manual (4WD)**
- CO² Combined (WLTP) **253 g/km**
- Fuel Consumption Combined (WLTP) **9.6l/100km**
- Annual Road Tax **€333**
- Braked Towing **3500 kg**

SEATS

- Black fabric with vertical pattern
- ISOFIX seat fixing
- 60:40 split tip-up rear bench



HILUX SR5 DOUBLE CAB (2.8 MT/AT MHEV)

Adds to DLX Double Cab



SAFETY

- Downhill Assist Control (DAC)

EXTERIOR & VISABILITY

- Chrome tailgate release handle
- Chrome-plated rear bumper
- Chrome door mirrors
- Chrome door handles
- Black painted upper and lower front grille
- Headlamp cleaners
- Privacy glass on rear windows
- LED Fog lamps

INTERIOR & INSTRUMENTATION

- Front 12V power outlet (2), 220V power outlet (1)
- Silver insert on centre console box
- Silver and chrome insert on dashboard
- Chrome interior door handles
- Leather gear shift knob with silver insert
- Leather front door armrests +
- 4-spoke leather steering wheel

PERFORMANCE

- Multi-Terrain Select (MTS) +
- Start & Stop System with 48v Li-ion battery +
- Sequential gear shift +

AUDIO & NAV

- 6 speakers
- 8" Toyota Touch® 2 multimedia system with Wireless Apple CarPlay/Wired Android Auto *
- Cloud Navigation

SEATS

- Black leather upholstery +
- Heated driver & front passenger seats
- Rear passenger footwell heating vents
- Power height, reclining and sliding driver seat +

CONVENIENCE

- Automatic air conditioning
- Front wiper de-icer
- Power-retractable door mirrors

WHEELS

- 17" dark grey alloy wheels (6-spoke)

MYTOYOTA

- Remote air conditioning system +

TECHNICAL SPECIFICATION (MT / AT MH)

- HP **204**
- Transmission **6-sp Manual (4WD) / 6-sp Auto (4WD)**
- CO² Combined (WLTP) **247 / 263 g/km**
- Fuel Consumption Combined (WLTP) **9.4 / 10 l/100km**
- Annual Road Tax **€333**
- Braked Towing **3500 kg**

* Apple CarPlay is a trademark of Apple Inc.
+ 2.8 Automatic MHEV only



HILUX INVINCIBLE DOUBLE CAB (AT MHEV)

Adds to SR5 AT MHEV



SAFETY

- Front & rear parking sensors

INTERIOR & INSTRUMENTATION

- Ambient lighting on rear doors
- Black chrome insert on centre and side air vents
- Light blue ambient lighting on front doors
- Electrochromatic rear-view mirror

EXTERIOR & VISABILITY

- Automatic headlamp levelling
- Bi-beam LED headlamps (without headlamp cleaner)
- Bi-tone dark grey & grey wheel arch moulding
- Black boot door release handle
- Dark grey door handles
- Dark grey door mirrors
- Daytime running lights (LED)
- Invincible radiator grille surround
- Painted rear bumper
- Rear combination lamps (LED)

PERFORMANCE

- Wide fenders (Invincible Edition)

WHEELS

- 18" black alloy wheels (5-spoke)
- Full spare alloy wheel

AUDIO & NAV


- 8" Toyota Touch® 2 with embedded navigation system

SEATS

- Dual tone perforated leather

TECHNICAL SPECIFICATION

- **HP 204**
- Transmission **6-sp Manual (4WD)**
- CO² Combined (WLTP) **265 g/km**
- Fuel Consumption Combined (WLTP) **10.1 l/100km**
- Annual Road Tax **€333**
- Braked Towing **3500 kg**



HILUX GR SPORT II DOUBLE CAB (AT)

Adds to Invincible



INTERIOR & INSTRUMENTATION

- GR SPORT soft leather steering wheel with paddle shifts
- GR SPORT TFT information display
- Panoramic View Monitor

PERFORMANCE

- Without Multi-Terrain Select (MTS)
- Start & Stop System

WHEELS

- 17" GR SPORT II black alloy wheels

EXTERIOR & VISIBILITY

- Deck cover
- GR SPORT front fog lamps (LED)
- GR SPORT mudguards
- GR SPORT II radiator grille surround
- GR SPORT II extra wide overfenders
- GR SPORT II rear bumper
- GR SPORT II Monotube Suspension
- GR SPORT II Front & rear stabilizer
- GR SPORT II Aero bar

AUDIO & NAV


- 8" Toyota Smart Connect multimedia with JBL Sound System and Cloud navigation
- 8 speakers & subwoofer

TECHNICAL SPECIFICATION

- HP **204**
- Transmission **6-sp Auto (4WD)**
- CO² Combined (WLTP) **280 g/km**
- Fuel Consumption Combined (WLTP) **10.7 l/100km**
- Annual Road Tax **€333**
- Braked Towing **3500 kg**

SEATS

- SPORT Front Seats
- GR SPORT II Black leather and synthetic suede
- GR SPORT red seat belts
- Leather armrest



HILUX

EXTERIOR COLOURS



Pure White (040) **



Silver (1D6)



Ash Grey (1G3)



Attitude Black (218)



Crimson Spark Red (3T6)



Pearl Ice White (089)***



Orange Spice (4R8)*



Oxide Bronze (6X1)*

* Not available on GR SPORT II

** Solid

*** Pearlescent



HILUX

INTERIOR TRIMS

A choice of two fabric and leather finishes are now available with a unified black instrument panel that delivers a fresh image.



Black fabric with oval pattern (FD20) DLX Single Cab



Black fabric with vertical pattern (FE20) SR5 MT & DLX Double Cab



Black leather (LA20) SR5 MHEV



Dual tone perforated leather (LE21) Invincible Grade



Black leather and synthetic suede (LG25) GR SPORT II



HILUX

KEY ACCESSORIES

HILUX PROTECTION PACK



UNDER RAIL BED LINER

Precision moulding for maximum load space, this polyethylene liner covers both the deck bed and side panels.



UNDER RAIL TAILGATE LINER

Protect the tailgate inner surface from loading damage and general wear and tear with this tough liner.



RUBBER FLOOR MATS

Great looking, long lasting rubber floor mats to protect your car's cabin interior. Safety rings hold the driver's mat firmly in place.

HILUX TOWBAR



TOWBAR

With its 3500kg capacity, a Toyota towing hitch gives you plenty of load carrying flexibility.


Scan the QR Code for more information on accessories.





PERFORMANCE AND EFFICIENCY

DLX Single Cab & Double Cab (2.8 MT), SR5 (2.8 MT, 2.8 AT MHEV), Invincible (2.8 AT MHEV), GR SPORT II (2.8 AT)



PERFORMANCE	2.8 MT	2.8 AT MHEV	2.8 AT
GRADES	DLX SC / DLX DC / SR5	SR5 / INVINCIBLE	GR SPORT II
ENGINE (cc)	2755	2755	2755
ACCELERATION 0-100 km/h (s)	10.13	10.7	10.7
MAX SPEED (km/h)	175	175	175
MAX POWER (kW @ rpm)	150 @ 3400	150 @ 3400	150 @ 3400
MAX TORQUE (Nm)	420 @ 1400-3400	500 @ 1600-2800	500 @ 1600-2800

EMMISSIONS & FUEL	2.8 MT	2.8 AT MHEV	2.8 AT
CO2 (g/km)	244 / 253 / 247	263 / 265	280
FUEL (l/100km combined)	9.3 / 9.6 / 9.4	10 / 10.1	10.7
NITROGEN OXIDES (NOx)	26.50	26	25.10

DIMENSIONS	2.8 MT	2.8 AT MHEV	2.8 AT
LENGTH	5325	5325	5325
WIDTH	1800 / 1855	1855 / 1900	2020
HEIGHT	1855 / 1865	1865	1880

WEIGHTS & TOWING CAPACITY	2.8 MT	2.8 AT MHEV	2.8 AT
KERB WEIGHT (kg)	2120-2320	2125-2325	2125-2325
GROSS VEHICLE WEIGHT (kg)	3210	3130	3210
PAYLOAD (kg)	TBC / 1015 / 1030	1010	1010
TOWING CAPACITY (kg)	3500	3500	3500




ALWAYS ON THE GO, ALWAYS CONNECTED

The intelligent cockpit keeps everything in sync between your vehicle and smartphone. Designed to make driving easier, the My Toyota App on your smartphone opens up a world of connectivity.

Depending on the model, check your vehicle's battery level, schedule charging and view trip data. Schedule remote A/C to cool and heat your vehicle before driving.

Scan the QR code to learn more about the My Toyota App.





TOYOTA SAFETY SENSE

Toyota Safety Sense features a set of five active technologies with the ultimate goal being to reduce traffic accidents as much as possible, helping to create a safer driving environment for everyone, while supporting you in your daily journey.



Pre-Collision System

Recognizes a potential head-on impact and a wide range of objects in the car's path, including pedestrians, cyclists and motorcycles.



Lane Departure Alert

The lane-centring function will alert the driver if the vehicle starts to deviate from its lane.



Automatic High Beam

Designed to optimise visibility during night driving by automatically switching between high and low beam for oncoming vehicles and leading traffic



Road Sign Assist

Monitors the road signs ahead, displaying useful information such as the current speed limit.



Adaptive Cruise Control

Drivers can choose their cruising speed at a pre-set distance from the vehicle in front. If this distance falls, the system will reduce its speed.

Scan the QR Code to learn more about Toyota Safety Sense!





MANUFACTURER'S WARRANTY

For peace of mind Toyota manufacturer's warranty ensures that every trip runs smoothly with:



Manufacturer Warranty

- 3yrs/100,000km - Manufacturers Warranty
- 3yrs/unlimited mileage - Surface rust/Paintwork
- 6yrs/unlimited mileage - Corrosion Perforation



Roadside Assistance

3 years of roadside assistance with Toyota Eurocare in the case of:

- Mechanical breakdown
- Accident
- No fuel
- Flat battery
- Flat Tyre
- Key lost or locked in

Call Toyota Eurocare on 1800-741-700 or from abroad +353 1 6193640

For further warranty details or recovery services contact your local Toyota Dealer.






TOYOTA RELAX

Toyota Relax is a testament to the confidence we place in the quality of our vehicles. After your manufacturer's warranty finishes, you can still feel complete peace of mind, with a new 12 month or 15,000km Toyota Relax warranty if you service your vehicle with us. So you can rest assured that your car is in safe hands with expert technicians, who only use genuine parts. So your Toyota stays 100% Toyota.


If you choose to service with us, you are eligible for a new Toyota Relax warranty - up to 10 years vehicle age or 185,000km (whichever comes first) after the expiration of the manufacturer's warranty. See Toyota Website (www.toyota.ie/relax) for more details.





TOYOTA

HILUX GR SPORT



BUILT FOR A BETTER WORLD

To the best of our knowledge, all information in this product guide is correct at the time of going to print. Details of specifications and equipment provided in this product guide are subject to local conditions and requirements and may, therefore, vary from models available in your area. Please enquire with your local dealer for details on your local specifications and equipment. Vehicle body colours may differ slightly from the printed photographs in this Product Guide. Toyota Ireland reserves the right to alter any details of specifications and equipment without prior notice. © 2025 by Toyota Ireland. No part of this publication may in any way be reproduced without the prior written approval of Toyota Ireland.