



TOYOTA

# C-HR PLUG-IN HYBRID



PRODUCT GUIDE

Effective from **May 2025**



# TOYOTA C-HR PHEV

Rules are made to be broken. Impossible to ignore, the new Toyota C-HR fuses coupe and crossover design elements into an original and distinctive silhouette.

Purposeful in its stance but with the streamlined profile of a coupe, it looks like no other car. The precise character lines, sleek headlights and elegant rear light bar remove all doubt: the concept car is ready to hit the road.

Welcome to the next level Plug-in Hybrid experience.

Scan the QR code to learn more about the Toyota C-HR PHEV.



ALL IMAGES CONTAINED IN THIS DOCUMENT ARE FOR ILLUSTRATIVE PURPOSES ONLY. LOCAL SPECIFICATION MAY VARY.

TOYOTA C-HR PHEV

# SPECIFICATIONS



# TOYOTA C-HR PHEV SPORT



## SAFETY

### Toyota Safety Sense 3

- Acceleration Suppression at low speed
- Adjustable Speed Limiter (ASL)
- Anti-jam protection on power windows
- Anti-lock Braking System (ABS) with Electronic Brake force Distribution (EBD)
- Blind Spot Monitor (BSM)
- eCall emergency call system
- Emergency Brake-light Signal (EBS)
- Emergency Driving Stop System (EDSS)
- Emergency Steering Assist on Pre-Collision system (day)
- Front-to-front Oncoming Car & Motorbike detection (day) on Pre-Collision system
- Hill-start Assist Control (HAC)
- Intelligent Adaptive Cruise Control (iACC)
- Intelligent Front Parking Sensors with Automatic Braking
- Immobiliser
- Intrusion alarm
- Lane Trace Assist (LTA)
- Power door lock
- Pre-Collision System with Pedestrian & Daytime Cyclist and Motorbike detection
- Rear Cross Traffic Alert (RCTA)
- Rear parking sensors (4)
- Rear-view camera
- Road Sign Assist (RSA)
- Safe Exit Assist (SEA)
- Supplemental Restraint System (SRS) airbags - 3 airbags
- Tyre Pressure Warning System (TPWS)
- Vehicle Stability Control (VSC)

## EXTERIOR & VISABILITY

- Automatic High Beam (AHB)
- Automatic Rear Flashing Hazard Lights (ARFHL)
- Body-coloured door handles
- Body-coloured front bumper
- Body-coloured roof
- Daytime running lights (LED)
- Dusk sensor
- Follow-me-home headlights
- Front and rear fog lamps (LED)
- High-mounted stop lamp (LED)
- LED rear brake lights
- Body-coloured rear spoiler
- Rain sensor
- Rear combination lamps (LED)
- Rear window defogger
- Reflector LED headlamps

## INTERIOR & INSTRUMENTATION

- 12.3" multi information display
- 3-spoke synthetic leather steering wheel
- Ambient lighting on front doors
- Boot 220V power outlet
- Driver & front passenger fabric floor mats
- Electrochromatic rear-view mirror
- Electronic parking brake
- Front 12V power outlet
- Heated steering wheel
- Illuminated entry system
- Manual telescopic & tilting steering wheel
- Rear-view camera display in audio screen
- Switches on steering wheel: Multimedia, Audio, Telephone, Voice recognition & Lane Departure Alert

## SEATS

- 60:40 split-folding rear seats
- Black fabric with grey stitching upholstery
- Front sports seats
- Heated driver & front passenger seats
- ISOFIX seat fixing
- Manually height-adjustable driver and passenger seat
- Power-adjustable lumbar support on driver seat

## AUDIO & NAV

- 6 speakers
- 8" Touch multimedia display with wireless Apple CarPlay\* & wireless Android Auto™
- Bluetooth® hands-free system
- Cloud Navigation
- Smart Voice Assist
- Toyota Smart Connect
- USB connector (Type C) (rear)

## TECHNICAL SPECIFICATIONS

- HP **223**
- EV Range **66km**
- CO<sup>2</sup> Combined (WLTP) **19g/km**
- Fuel Consumption Combined (WLTP) **0.8l/100km**
- Annual Road Tax **€140**
- Braked Towing Capacity **725kg**

## CONVENIENCE

- Automatically retractable door mirrors
- Boot door release with push button
- Dual-zone automatic air conditioning
- Front and rear power windows with one touch auto up & down function
- Power-adjustable, heated door mirrors
- Smart Entry & Start System

## MyToyota

- Remote air conditioning system
- Remote door lock
- Remote hazard lights system

## WHEELS

- 18" black machined-face alloy wheels (5-double-spoke)
- Tyre repair kit



\* Apple CarPlay is a trademark of Apple Inc.

# TOYOTA C-HR PHEV

## SPORT +

### Adds to Sport



#### AUDIO & NAV

- 12.3" Touch multimedia display with wireless Apple CarPlay \* & wireless Android Auto™
- Embedded Navigation
- Voice recognition

#### EXTERIOR & VISABILITY

- Bi-tone exterior
- Black roof
- Panoramic roof with thermal comfort
- Piano black rear spoiler

#### INTERIOR & INSTRUMENTATION

- Wireless charger

#### TECHNICAL SPECIFICATIONS

- HP **223**
- EV Range **66km**
- CO<sup>2</sup> Combined (WLTP) **19g/km**
- Fuel Consumption Combined (WLTP) **0.8l/100km**
- Annual Road Tax **€140**
- Braked Towing Capacity **725kg**

\* Apple CarPlay is a trademark of Apple Inc.



# TOYOTA C-HR PHEV

## SOL

### Adds to Sport +



#### INTERIOR & INSTRUMENTATION

- Customisable multi-ambient lighting on front doors
- Suede front door trim
- Suede rear door armrests

#### EXTERIOR & VISIBILITY

- LED front light guide
- LED headlamps
- Noise reduction layer on front windows
- Piano black front side grille
- Piano black lower front grille
- Piano black rear bumper extension

#### CONVENIENCE

- Nanoe-X® air purifier
- Power boot

#### SEATS

- Fabric, partial vegan leather and suede upholstery
- Front premium sports seats
- Memory function on driver seat
- Power adjustable driver seat-height, reclining and sliding
- Power-tilting cushion on driver seat

#### TECHNICAL SPECIFICATIONS

- HP **223**
- EV Range **66km**
- CO<sup>2</sup> Combined (WLTP) **19g/km**
- Fuel Consumption Combined (WLTP) **0.9l/100km**
- Annual Road Tax **€140**
- Braked Towing Capacity **725 kg**

#### WHEELS

- 19" black machined-face alloy wheels (5-double-spoke)

#### MyToyota

- Digital key



TOYOTA C-HR PHEV



# EXTERIOR COLOURS

## MONOTONE SPORT GRADES



Pure White\* (040)



Pearl Red\*\*\* (3U5)



Ash Grey\*\* (1G3)



Pearl Ice White\*\*\* (089)



Midnight Teal\*\* (785)



Atomic Silver\*\* (1L0)



Night Sky Black\*\* (209)

Solid\*  
Metallic\*\*  
Pearlescent\*\*\*

TOYOTA C-HR PHEV



# EXTERIOR COLOURS

BI-TONE

SPORT+ & SOL GRADES



Pure White Bi-tone \* (2MQ)



Pearl Red Bi-tone \*\*\* (2TB)



Ash Grey Bi-tone \*\* (2NB)



Pearl Ice White Bi-tone\*\*\* (2VP)



Midnight Teal Bi-tone \*\* (2YB)



Atomic Silver Bi-tone \*\* (2VU)



Metal Oxide Bi-tone\*\* (2YB)




Precious Silver Bi-tone \*\*\* (2MR)

Solid \*  
Metallic\*\*  
Pearlescent\*\*\*



TOYOTA C-HR PHEV

# INTERIOR TRIMS



Available in Black fabric or Partial Leather & Suede Upholstery



Black Fabric with Grey Stitching Upholstery (FB20) (Sport & Sport+)



Fabric, Partial Vegan Leather and Suede Upholstery (EA20) (Sol)



# PERFORMANCE AND EFFICIENCY

Sport, Sport +, Sol



PERFORMANCE	2.0 PHEV FWD
ENGINE (cc)	1987
ACCELERATION 0-100 km/h (s)	7.4
MAX POWER (DIN hp)	223
MAX TORQUE (Nm)	208
BATTERY (TYPE/CELLS)	Lithium-ion / 60

EMISSIONS & FUEL CONSUMPTION	2.0 PHEV FWD
CO2 (g/km)	19
FUEL (l/100km) COMBINED)	0.8 - 0.9
NITROGEN OXIDE (NOx)	4

DIMENSIONS	2.0 PHEV FWD
LENGTH (mm)	4362
WIDTH (mm)	1832
HEIGHT (mm)	1564
WHEELBASE	2640
MAX BOOT CAPACITY (SEATS UP)	310 l (with tyre repair kit)



# BATTERY AND CHARGING

## CHARGING 'PLUG AND PLAY'

Charging the C-HR PHEV is easy and safe, with multiple charging options to meet customer needs in every situation.



### TOYOTA HOMECARGE **EVERYDAY**


A wall-box can be installed at customers' homes or offices for efficient charging:

Home/Public - 2.5 hours at 32A with 7kW OBC



### HOUSEHOLD PLUG **IF NECESSARY**

Charging from a home socket is possible but takes considerably longer, up to 6.5 hours at 10A.



### RANGE

**EV BATTERY RANGE** Up to 66 km \*

**FUEL & EV RANGE** Up to 944 km \*

\*Tested according to WLTP Regulations. EV Range varies according to environmental and internal factors



# KEY ACCESSORIES

## TOYOTA C-HR CARE PACK



### BOOT LINER

Tailored to fit the boot of your vehicle and provide protection against dirt and spills.



### VALET KIT

Glass cleaner, dashboard care, de-icer, fabric cloth and a branded storage case.



### LOCK NUTS

Replacing one nut on each wheel with a Toyota hardened steel wheel lock will maximise security for your valuable alloys.

## TOYOTA HOMECHARGE



### TOYOTA HOMECHARGE

Is the fastest and most convenient way to charge your plug-in hybrid at home. The Toyota HomeCharge electric vehicle charger is the only charger compatible with the MyToyota App. Contact your dealer for pricing.

Scan the QR Code for more information on accessories.





# DISCOVER PLUG-IN HYBRID

Plug-in Hybrids combine electric power and a petrol engine in one advanced powertrain. With a bigger battery plus the option to charge, Plug-in Hybrids offer increased pure-electric driving capability in EV mode than regular hybrids. The petrol engine also makes them ideal for longer trips.



## **Refuel as usual**

Refuelling your Plug-in Hybrid is easy. Top up with petrol as normal at filling stations to drive the combustion engine.



## **Easy charging**

A wallbox will help deliver fast and hassle-free charging at home. You can also charge your Toyota Plug-in Hybrid at home from a standard power supply. And on the move you can use the public charging network.




## **Lower emissions**

With the ability to travel further than Hybrids on electric power alone, Toyota's Plug-in Hybrid cars can cover local trips in EV mode, using no fuel and with no tailpipe emissions. Emissions may be associated with other aspects of the car's life cycle, such as tyre and brake wear.



Scan the QR Code to learn more about Toyota Plug In Hybrid!





# ALWAYS ON THE GO, ALWAYS CONNECTED

The intelligent cockpit keeps everything in sync between your car and smartphone. Designed to make driving easier, the MyToyota App on your smartphone opens up a world of connectivity. Depending on the model, check your car's battery level, schedule charging and view trip data. Schedule remote A/C to cool and heat your vehicle before driving.

Scan the QR code to learn more about the MyToyota App.





# TOYOTA SAFETY SENSE

Toyota Safety Sense features a set of five active technologies with the ultimate goal being to reduce traffic accidents as much as possible, helping to create a safer driving environment for everyone, while supporting you in your daily journey.



## **Pre-Collision System**

Recognizes a potential head-on impact and a wide range of objects in the car's path, including pedestrians, cyclists and motorcycles.



## **Lane Departure Alert**

The lane-centring function will alert the driver if the vehicle starts to deviate from its lane.



## **Automatic High Beam**

Designed to optimise visibility during night driving by automatically switching between high and low beam for oncoming vehicles and leading traffic



## **Road Sign Assist**

Monitors the road signs ahead, displaying useful information such as the current speed limit.



## **Adaptive Cruise Control**

Drivers can choose their cruising speed at a pre-set distance from the vehicle in front. If this distance falls, the system will reduce its speed.

Scan the QR Code to learn more about Toyota Safety Sense!





# MANUFACTURER'S WARRANTY

For peace of mind Toyota manufacturer's warranty ensures that every trip runs smoothly with:



## Manufacturer Warranty

- 3yrs/100,000km - Manufacturers Warranty
- 5yrs/100,000km - All Hybrid Components
- 12yrs/unlimited mileage - Corrosion Perforation



## Hybrid Warranty

- 5yrs/100,000km - All Hybrid Components (Including Hybrid Battery)
- Up to 15yrs/unlimited mileage Hybrid Battery Warranty once serviced with a Toyota Dealer



## Roadside Assistance

3 years of roadside assistance with Toyota Eurocare in the case of:

- |                        |                         |
|------------------------|-------------------------|
| • Mechanical breakdown | • Flat battery          |
| • Accident             | • Flat Tyre             |
| • No fuel              | • Key lost or locked in |

Call Toyota Eurocare on 1800-741-700 or from abroad +353 1 6193640

For further warranty details or recovery services contact your local Toyota Dealer.







# TOYOTA RELAX

Toyota Relax is a testament to the confidence we place in the quality of our vehicles. After your manufacturer's warranty finishes, you can still feel complete peace of mind, with a new 12 month or 15,000km Toyota Relax warranty if you service your vehicle with us. So you can rest assured that your car is in safe hands with expert technicians, who only use genuine parts. So your Toyota stays 100% Toyota.

If you choose to service with us, you are eligible for a new Toyota Relax warranty - up to 10 years vehicle age or 185,000km (whichever comes first) after the expiration of the manufacturer's warranty. See Toyota Website ([www.toyota.ie/relax](http://www.toyota.ie/relax)) for more details.







**BUILT FOR A BETTER WORLD**

To the best of our knowledge, all information in this product guide is correct at the time of going to print. Details of specifications and equipment provided in this product guide are subject to local conditions and requirements and may, therefore, vary from models available in your area. Please enquire with your local dealer for details on your local specifications and equipment. Vehicle body colours may differ slightly from the printed photographs in this Product Guide. Toyota Ireland reserves the right to alter any details of specifications and equipment without prior notice. © 2025 by Toyota Ireland. No part of this publication may in any way be reproduced without the prior written approval of Toyota Ireland.